
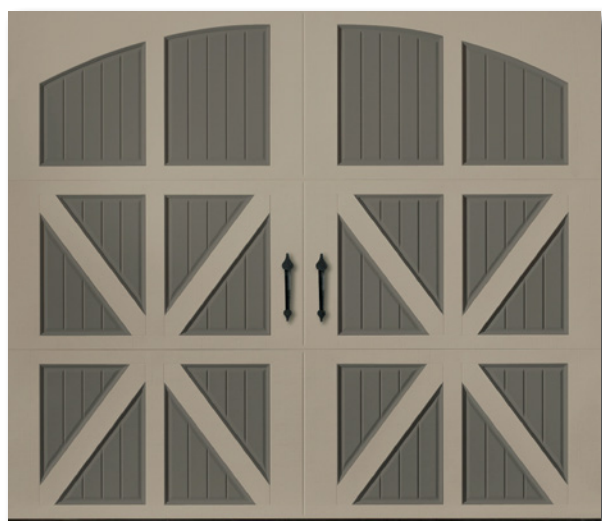




OPENINGS IN STEEL



STEEL

Openings in Steel. Express your style in steel. Amarr makes it happen.

Exceptional performance, low maintenance and durability, available in Amarr's eight steel collections. From classic carriage house designs to contemporary flush panels, get a striking look that stands the test of time.

- 2 CLASSICA® COLLECTION
- 4 OPTIONS
- 6 OAK SUMMIT® COLLECTION
- 8 HILLCREST COLLECTION
- 10 DESIGNER'S CHOICE COLLECTION
- 12 HERITAGE™ COLLECTION
- 14 STRATFORD® COLLECTION
- 16 LINCOLN COLLECTION
- 18 OLYMPUS COLLECTION
- 20 OPTIONS
- 21 STEEL SPECIFICATIONS

Openings in Steel. The Construction.

Amarr steel doors are built with low-maintenance, heavy-duty steel. Choose from 1000 single, 2000 double or 3000 triple-layer construction for your desired level of energy efficiency and noise control. Experience the strength, security, and peace of mind you get with steel.

1000

Single-Layer: Steel

Classica, Oak Summit, Heritage & Stratford

Get value and durability with an Amarr 1000 single-layer steel door. These heavy-duty steel doors are durable, reliable, and low maintenance.

- Heavy-Duty Exterior Steel
- Durable, Reliable, Low Maintenance



2000

Double-Layer: Steel + Insulation

Classica, Oak Summit, Heritage & Stratford

An Amarr 2000 double-layer door provides durable, low-maintenance features, plus a layer of vinyl-coated insulation for increased thermal properties and quieter operation.

- Heavy-Duty Exterior Steel
- Durable, Reliable, Low Maintenance
- Environmentally Safe Polystyrene Thermal Insulation with Vinyl Backing
- Energy Efficient
- Quiet Operation

R-VALUE
6.64



3000


Triple-Layer: Steel + Insulation + Steel

*Classica, Oak Summit, Heritage & Stratford
Hillcrest, Lincoln, Designer's Choice & Olympus*


For the toughest, most energy-efficient steel door, an Amarr 3000 triple-layer door includes the ultimate in thermal properties, plus a layer of steel for a finished interior look and added durability.

- Heavy-Duty Exterior and Interior Steel
- Durable, Reliable, Low Maintenance
- Environmentally Safe Polystyrene or Polyurethane Thermal Insulation
- Superior Energy Efficiency
- Extra Quiet Operation


R-VALUE
19.40
DESIGNER'S CHOICE*
OLYMPUS†



R-VALUE
13.35
CLASSICA
DESIGNER'S CHOICE**
OLYMPUS‡




R-VALUE
9.05
HILLCREST
LINCOLN



R-VALUE
9.05
HERITAGE

R-VALUE
6.48
OAK SUMMIT
STRATFORD



* For True White Bead Board only.

** For all other panels and colors.

† For True White Short Panel only.

‡ For all other panels and colors.



CLASSICA® COLLECTION



Looks can be deceiving. From a distance, you see wood. Up close, it's sturdy, durable, low-maintenance steel. The Classica Collection of Carriage House Doors. Precision-shaped doors in fresh, clean, classic carriage house styles that go up and down like traditional garage doors. Three-section tall designs, instead of four, help deliver a more authentic carriage house look. Deception never looked so good.



Designs

Unique three-section tall carriage house style doors available in seven stamped-steel panel designs.

See page 21 for complete specifications.

1000

Single-Layer: Steel

2000

Double-Layer: Steel + Insulation

3000

Triple-Layer: Steel + Insulation + Steel

R-VALUE
13.35*

* For Classica 3000 only.

Decorative Options


Optional decorative hardware, reminiscent of authentic hardware found on original carriage houses, adds character to your door.

See pp. 4–5 for all window and hardware options.

Lucern with Thames Windows (L10)



Santiago with Seine Windows (S8)



Cortona with Americana Windows (CS7)



Tuscany with Closed Arch (T1)




Bordeaux with Closed Square (B2)




DESIGNS

Lucern




Tuscany



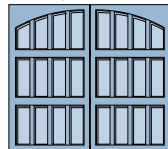
Santiago



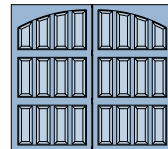
Valencia




Northampton



Bordeaux



Cortona*



*Long Panel Arched Top not available.

OPTIONS

Visit amarr.com and access Amarr's Door Designer to view specific designs in various architectural styles.

CLASSICA® COLLECTION TOP SECTIONS

CLOSED ARCH • Available for TUSCANY (T1), SANTIAGO (S1), LUCERN (L1), VALENCIA (V1), CORTONA (C1)



CLOSED SQUARE • Available for TUSCANY (T2), SANTIAGO (S2), LUCERN (L2), VALENCIA (V2)



CLOSED DOUBLE ARCH • Available for TUSCANY (T1D), SANTIAGO (S1D), LUCERN (L1D), VALENCIA (V1D), CORTONA (C1D)



CLOSED ARCH • NORTHAMPTON (N1)



CLOSED SQUARE • NORTHAMPTON (N2)



CLOSED ARCH • BORDEAUX (B1)



CLOSED SQUARE • BORDEAUX (B2)



CLOSED SQUARE • CORTONA (C2)



AMERICANA (57)†



JARDIN (75)†



TRELLIS (76)†



Classica windows design visibility varies due to lighting.

†Tempered obscure glass with baked-on ceramic design.

OBSCURE (O)



DANIUBE (4)‡



MADEIRA (5)‡



NILE (6)‡



RHINE (7)‡



SEINE (8)‡



THAMES (10)‡



‡ Designs also available with obscure glass.

COLORS

Actual paint colors may vary from samples shown.
Amarr steel doors are pre-painted; for custom colors exterior latex paint must be used.



*Price Upcharge. Odd heights not available.

TWO-TONE PAINT OPTIONS**

**Price Upcharge.

	BASE DOOR					
PANEL	TRUE WHITE	ALMOND	WICKER TAN	SANDTONE	TERRATONE	DARK BROWN
TRUE WHITE						
ALMOND						
WICKER TAN						
SANDTONE						
TERRATONE						
DARK BROWN						
HUNTER GREEN						
GRAY						

DECORATIVE HARDWARE & LOCK

ALUMINUM

Available for Classica, Oak Summit, Hillcrest, and Designer's Choice Collections

9" HANDLES



18" STRAP HINGES WITH CLAVOS†



11" L-HINGE WITH CLAVOS†



VERSAILLES

†Hinges with Clavos not recommended for arched openings

10½" HANDLES



17" STRAP HINGES WITH CLAVOS†



3½" RING HANDLES



CANTERBURY

†Hinges with Clavos not recommended for arched openings

STAMPED STEEL

Available for Classica, Oak Summit, Hillcrest, and Designer's Choice Collections

11" HANDLES



16" STRAP HINGES



11" HANDLES



BLUE RIDGE



AMARR LOCK

Available for Oak Summit, Hillcrest, Lincoln, Olympus, Heritage, and Stratford Collections

ALPINE

Bead Board Panel with Mission DecraGlass in Golden Oak†



OAK SUMMIT® COLLECTION



Self-Expression shouldn't cost a fortune. With Amarr's Oak Summit Collection it won't.

These durable steel doors offer an attractive carriage house look. Choose from a variety of door colors, decorative hardware, and window accents. Customize your home with Amarr's most affordable carriage house door.

Long Panel Bead Board‡ with Moonlight DecraTrim in True White



† Color only available in Oak Summit 3000. ‡ Available on Oak Summit 1000/2000 only.

Designs

The Oak Summit Collection is available in four carriage house designs with your choice of eleven colors.

See page 21 for complete specifications.

1000

Single-Layer: Steel

2000

Double-Layer: Steel + Insulation

3000

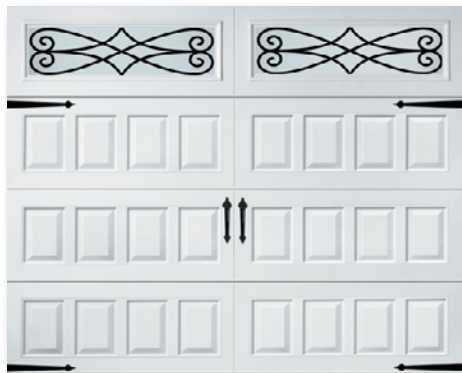
Triple-Layer: Steel + Insulation + Steel

Decorative Options

Give your door a unique carriage house look with a variety of decorative hardware options.

See page 5 for all decorative hardware options, page 20 for window options.

Raised Panel with Jardin DecraGlass (RS75)




Raised Panel with Stockton DecraTrim (RS20)



Long Panel Bead Board with Sunray DecraTrim (LPB827)‡



Bead Board Panel with Prairie DecraTrim (BB21)



Recessed Panel with Arched Thames DecraTrim (RE31)†



DESIGNS

Bead Board




LP Bead Board‡



Recessed



Raised



‡ Available on Oak Summit 1000/2000 only.

COLORS

Actual paint colors may vary from samples shown.

Amarr steel doors are pre-painted; for custom colors exterior latex paint must be used.



TRUE WHITE



ALMOND



WICKER TAN



SANDTONE



TERRATONE



DARK BROWN



HUNTER GREEN†



GRAY†



GOLDEN OAK†



WALNUT†



MAHOGANY†

† Color only available in Oak Summit 3000.

* Price Upcharge

Raised Panel with Arched Thames DecraTrim in Wicker Tan



HILLCREST COLLECTION

Beauty that's more than skin deep. With the Hillcrest Collection, you get more than a custom carriage house look with a wide range of colors, decorative hardware and window styles.

You get the efficiency and durability of 2-inch thick, triple-layer construction and a competitive price.

The Hillcrest Collection from Amarr. Value is a beautiful thing.

Bead Board Panel with Wagon Wheel DecraTrim in True White



Designs

The Hillcrest is offered in Bead Board, Raised, or Recessed Panel Carriage House designs, in four color options.

See page 21 for complete specifications.

3000

Triple-Layer: Steel + Insulation + Steel

R-VALUE
9.05

Decorative Options

Choose DecraTrim window inserts or DecraGlass windows to coordinate with your home's design along with optional decorative hardware.

See page 20 for all window options.

For decorative hardware, see page 5.

Bead Board Panel with Closed Square (BB)



Raised Panel with Waterford DecraTrim (RS25)



Recessed Panel with Stockton DecraTrim (RE20)



Bead Board Panel with Cascade DecraTrim (BB23)



Recessed Panel with Mission DecraGlass (RE71)



DESIGNS


Bead Board Panel



Recessed Panel



Raised Panel



COLORS

Actual paint colors may vary from samples shown.

Amarr steel doors are pre-painted; for custom colors exterior latex paint must be used.



TRUE WHITE



WICKER TAN



SANDTONE



DARK BROWN



DESIGNER'S CHOICE COLLECTION

Design and energy efficiency make Designer's Choice doors popular models.

With triple-layer construction and superior insulation R-value of 19.40*, these durable, low-maintenance doors give you the ultimate in quiet operation and energy efficiency.



Designs

The Designer's Choice model is available in four carriage house designs and five color options.

See page 21 for complete specifications.

3000

Triple-Layer: Steel + Insulation + Steel

R-VALUE
19.40*

* For True White Bead Board only.
13.35 for all other panels and colors.

Decorative Options

Choose from DecraTrim inserts or DecraGlass windows to best coordinate with your home.

See page 20 for all window options.

For decorative hardware, see page 5.

Bead Board Panel with Cascade DecraTrim (BB23)



Long Panel Bead Board with Stockton DecraTrim (LPBB20)




Raised Panel Closed (RS)



Bead Board Panel with Victorian DecraGlass (BBS4)



Recessed Panel with Moonlite DecraTrim (RE24)



DESIGNS

Bead Board




Long Panel Bead Board



Recessed



Raised



COLORS

Actual paint colors may vary from samples shown.

Anarr steel doors are pre-painted; for custom colors exterior latex paint must be used.



TRUE WHITE



ALMOND



WICKER TAN



SANDTONE



DARK BROWN

Long Panel with Prairie DecraGlass in Walnut†



HERITAGE™ COLLECTION



Tradition never goes out of style. Choose from four different panel designs to create the steel garage door you always wanted. The Heritage Collection features a heavy gauge steel and durable low-maintenance doors in your choice of traditional styles.

Great looks for years to come.

Short Panel with Prairie DecraTrim in True White



† Color only available in Heritage 3000. Price upcharge applies.

Designs

The Heritage Collection is available in a variety of panel designs and colors. See page 21 for complete specifications.

1000

Single-Layer: Steel

2000

Double-Layer: Steel + Insulation

3000


Triple-Layer: Steel + Insulation + Steel

Decorative Options

Choose from contemporary or craftsmen DecraGlass windows or DecraTrim window inserts to coordinate with your home.

See page 20 for all window options, page 5 for decorative lock option.

Flush Panel (FP)



Long Panel with Moonlight DecraTrim (LP24)



Short Panel with Americana DecraGlass (SP57)†



Ribbed Panel (RP)‡

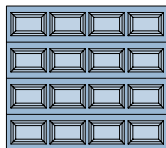


Short Panel with Stockton DecraTrim (SP20)

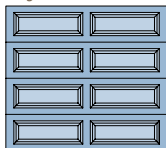


DESIGNS

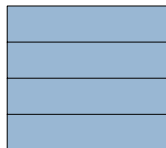
Short Panel




Long Panel



Flush Panel



Ribbed Panel‡



‡ Available on Heritage 3000 only.

COLORS

Actual paint colors may vary from samples shown.

Amarr steel doors are pre-painted; for custom colors exterior latex paint must be used.



TRUE WHITE



ALMOND



SANDTONE




DARK BROWN



GOLDEN OAK†



WALNUT†



MAHOGANY†

† Color only available in Heritage 3000. Price upcharge applies.



STRATFORD® COLLECTION



Time-honored style. The Stratford Collection offers four traditional designs, 11 color choices, and 21 decorative window options. This durable and low-maintenance collection provides section interfaces designed to reduce the risk of serious finger and hand injuries.

The Stratford Collection. A statement of style.

Long Panel with Trellis DecraGlass in Sandstone



†Color only available in Stratford 3000.

Designs

The Stratford Collection is available in a variety of panel designs and 11 colors. See page 21 for complete specifications.

1000

Single-Layer: Steel

2000

Double-Layer: Steel + Insulation

3000

Triple-Layer: Steel + Insulation + Steel

Decorative Options

Choose from contemporary or craftsmen DecraGlass windows or DecraTrim window inserts to coordinate with your home. See page 20 for all window options, page 5 for decorative lock option.

Short Panel with Sunray DecraTrim (SP27)



Ribbed Panel (RP)‡




Long Panel with Heartland DecraGlass (SP70)†



Long Panel with Stockton DecraTrim (LP20)

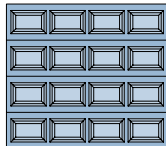


Flush Panel (FP)

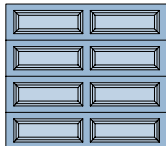


DESIGNS

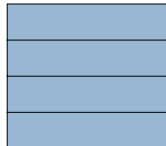
Short Panel




Long Panel



Flush Panel



Ribbed Panel‡



‡ Available on Stratford 3000 only.

COLORS

Actual paint colors may vary from samples shown.

Amarr steel doors are pre-painted; for custom colors exterior latex paint must be used.



TRUE WHITE



ALMOND



WICKER TAN



SANDTONE



TERRATONE



DARK BROWN



HUNTER GREEN†



GRAY†



GOLDEN OAK†*



WALNUT†*



MAHOGANY†*

† Color only available in Stratford 3000.

* Price Upcharge

Long Panel with Stockton DecraTrim in True White



LINCOLN COLLECTION

Traditional style. Exceptional value. The Lincoln Collection combines unique, yet timeless traditional designs and color options with the efficiency and durability of 2-inch thick, triple-layer construction. Along with 24 decorative window choices, this affordable collection delivers premium style at a competitive price.

The Lincoln Collection. A new tradition of style and value.

Short Panel in Wicker Tan



Designs

The Lincoln is a traditional door offered in Short, Long, Flush, or Ribbed Panels. Four colors are available. See page 21 for complete specifications.

3000

Triple-Layer: Steel + Insulation + Steel

R-VALUE
9.05

Decorative Options

Choose from DecraTrim window inserts or DecraGlass windows to coordinate with your home's design. See page 20 for all window options.

Short Panel with Chalet DecraGlass (SP56)



Short Panel with Prairie DecraTrim (SP21)



Long Panel with Cascade DecraTrim (LP23)



Ribbed Panel (RP)

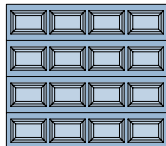


Flush Panel (FP)

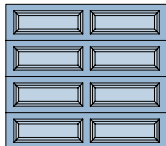


DESIGNS

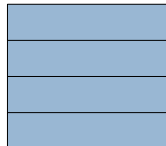
Short Panel




Long Panel



Flush Panel



Ribbed Panel



COLORS

Actual paint colors may vary from samples shown.

Anarr steel doors are pre-painted; for custom colors exterior latex paint must be used.



TRUE
WHITE



WICKER
TAN



SANDTONE



DARK
BROWN

Short Panel with Stockton DecraTrim in True White



OLYMPUS COLLECTION

When it comes to ultimate protection, the Olympus stands tall.

With triple-layer construction and superior insulation R-value of 19.40*, these durable, low-maintenance doors give you the ultimate in quiet operation and energy efficiency.

Long Panel with Waterford DecraTrim in Almond



Designs

The Olympus model is available in Short Panel and Long Panel designs and five color options.

See page 21 for complete specifications.

3000

Triple-Layer: Steel + Insulation + Steel

R-VALUE
19.40*

* For True White Short Panel only.
13.35 for all other panels and colors.

Decorative Options

Choose from DecraTrim inserts or DecraGlass windows to best coordinate with your home.

See page 20 for all window options.

Short Panel with Stockton DecraTrim (SP20)



Long Panel with Moonlite DecraTrim (LP24)



Short Panel with Sunray DecraTrim (SP27)



Short Panel with Riviera DecraGlass (SP55)

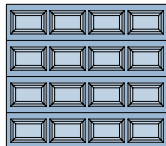


Long Panel with Prairie DecraTrim (LP21)

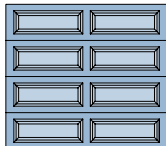


DESIGNS

Short Panel



Long Panel



COLORS

Actual paint colors may vary from samples shown.

Amarr steel doors are pre-painted; for custom colors exterior latex paint must be used.



TRUE WHITE



ALMOND



WICKER TAN



SANDTONE



DARK BROWN

OPTIONS

Visit amarr.com and access Amarr's Door Designer to view specific designs in various architectural styles.

DECRA TRIM WINDOW INSERTS

Available with Clear or Obscure Glass.

SHORT PANEL

Short Panel DecraTrim inserts available for Heritage, Stratford, Lincoln, and Olympus collections.

CLEAR (C)



OBSCURE (O)



STOCKTON (20)



PRAIRIE (21)



CATHEDRAL (22)



CASCADE (23)




WATERFORD (25)



WAGON WHEEL (26)



SUNRAY (27)



FULL SUNRAY (28) Short Panel



Available for 15'6", 15'8", 16', 17', and 18" widths only.

FULL SUNRAY (28) Long Panel



Available for 15'6", 15'8", 16', 17', and 18" widths only.

FIVE PIECE SUNRAY (29)* for 10' Short Panel Door



*Available only in True White.

THAMES (30) Long Panel



ARCHED THAMES (31) Long Panel



MOONLITE (24) Long Panel



DECRA GLASS™ WINDOWS

Tempered obscure glass with baked-on ceramic designs.

SHORT PANEL

Short Panel DecraGlass windows available for Heritage, Stratford, Lincoln, and Olympus collections.

VICTORIAN (54)



RIVIERA (55)*



CHALET (56)



AMERICANA (57)



HEARTLAND (70)



MISSION (71)



PRAIRIE (72)†



JARDIN (75)



TRELLIS (76)



*Clear glass with printed frost pattern. †Obscure glass with v-groove.

DecraTrim and DecraGlass design visibility varies due to lighting.

STEEL COLORS

See specifications on page 21 for model/availability. Actual paint colors may vary from samples shown.

Amarr steel doors are pre-painted; for custom colors exterior latex paint must be used. Visit amarr.com for instructions on painting.



TRUE WHITE



ALMOND



WICKER TAN



SANDTONE



TERRATONE



DARK BROWN



HUNTER GREEN




GRAY



GOLDEN OAK*



WALNUT*



MAHOGANY*

*Price upcharge applies.

STEEL SPECIFICATIONS

	CARRIAGE HOUSE DESIGN								TRADITIONAL DESIGN							
	CLASSICA 1000	CLASSICA 2000	CLASSICA 3000	OAK SUMMIT 1000	OAK SUMMIT 2000	OAK SUMMIT 3000	HILLCREST 3000	DESIGNER'S CHOICE 500	HERITAGE 1000	HERITAGE 2000	HERITAGE 3000	STRATFORD 1000	STRATFORD 2000	STRATFORD 3000	LINCOLN 3000	OLYMPUS 500
PANEL DESIGNS (<i>Safe Guard</i>)	✓	✓	✓	✓	✓	✓			✓	✓	✓	✓	✓	✓		
Short									•	•	•	•	•	•	•	•
Long									•	•	•	•	•	•	•	•
Flush									•	•	•	•	•	•	•	
Ribbed											•			•	•	
Carriage House	7 Designs	7 Designs	7 Designs	4 Designs	4 Designs	3 Designs	3 Designs	4 Designs								
CONSTRUCTION LAYERS	1	2	3	1	2	3	3	3	1	2	3	1	2	3	3	3
Steel	•			•					•			•				
Steel + Insulation		•			•					•			•			
Steel + Insulation + Steel			•			•	•	•			•			•	•	•
DOOR THICKNESS	2" (5.1cm)	2" (5.1cm)	2" (5.1cm)	2" (5.1cm)	2" (5.1cm)	1 3/8" (3.5cm)	2" (5.1cm)	2" (5.1cm)	2" (5.1cm)	2" (5.1cm)	2" (5.1cm)	2" (5.1cm)	2" (5.1cm)	2" (5.1cm)	1 3/8" (3.5cm)	2" (5.1cm)
INSULATION		Polystyrene ¹	Polyurethane		Polystyrene ¹	Polystyrene ¹	Polystyrene ¹	Polyurethane		Polystyrene ¹	Polystyrene ¹		Polystyrene ¹	Polystyrene ¹	Polystyrene ¹	Polyurethane
R-VALUE ²		6.64	13.35		6.64	6.48	9.05	19.40 ^{A†} /13.35 ^{**}		6.64	9.05		6.64	6.48	9.05	19.40 ^{A†} /13.35 [‡]
STEEL THICKNESS																
Gauge (ga)	24 ga	24 ga	25/27 ga	25 ga	25 ga	27/27 ga	27/27 ga	27/27 ga	24 ga	24 ga	24/27 ga	25 ga	25 ga	27/27 ga	27/27 ga	27/27 ga
Gauge (mm)	0.61mm	0.61mm	0.53/0.42mm	0.53mm	0.53mm	0.42/0.42mm	0.42/0.42mm	0.42/0.42mm	0.61mm	0.61mm	0.61/0.42mm	0.53mm	0.53mm	0.42/0.42mm	0.42/0.42mm	0.42/0.42mm
WOODGRAIN EXTERIOR TEXTURE	•	•	•	•	•	•	•	•	•	•	•	•	•	•	•	•
END STILES																
Galvanized	•	•		•	•							•	•			
Painted			•			•	•	•	•	•	•			•	•	•
THERMAL SEAL						•		• [*]			•			•		• [†]
BOTTOM WEATHER SEAL	•	•	•	•	•	•	•	•	•	•	•	•	•	•	•	•
Steel Retainer	•	•	•	•	•			• ^{**}	•	•	•	•	•			• [‡]
Aluminum Retainer						•					•			•		
Extruded Vinyl							•	• [*]							•	• [†]
DECORATIVE WINDOW OPTIONS	•	•	•	•	•	•	•	•	•	•	•	•	•	•	•	•
WINDOW GLASS OPTIONS																
3/32" (0.24cm) Single Strength				•	•	•	•	•	•	•	•	•	•	•	•	•
1/8" (0.32cm) Tempered Double Strength	•	•	•													
Insulated Glass			•			•	•	•			•			•	•	•
Obscure	•	•	•	•	•	•	•	•	•	•	•	•	•	•	•	•
DECORATIVE HARDWARE OPTIONS	•	•	•	•	•	•	•	•								
EXTERIOR COLOR OPTIONS																
True White	•	•	•	•	•	•	•	•	•	•	•	•	•	•	•	•
Almond	•	•	•	•	•	•		•	•	•	•	•	•	•		•
Wicker Tan	•	•	•	•	•	•	•	•				•	•	•	•	•
Sandtone	•	•	•	•	•	•	•	•	•	•	•	•	•	•	•	•
Terratone	•	•	•	•	•	•						•	•	•		
Dark Brown	•	•	•	•	•	•	•	•	•	•	•	•	•	•	•	•
Hunter Green						•								•		
Gray						•								•		
Golden Oak ³	•	•	•			•					•			•		
Walnut ³	•	•	•			•					•			•		
Mahogany ³	•	•	•			•					•			•		
WIND LOAD ⁴ AVAILABLE	•	•	•	•	•	•	•	• [*]	•	•	•	•	•	•	•	• [†]
WARRANTY																
Paint Finish ⁵	Lifetime	Lifetime	Lifetime	15 Years	25 Years	Lifetime	Lifetime	Lifetime	Lifetime	Lifetime	Lifetime	15 Years	25 Years	Lifetime	Lifetime	Lifetime
Workmanship/Hardware ⁵	3 Years	5 Years	Lifetime	1 Year	2 Years	3 Years	3 Years	Lifetime	3 Years	5 Years	Lifetime	1 Year	2 Years	3 Years	3 Years	Lifetime



¹ Insulation on Amarr brand doors has passed self-ignition, flamespread, and smoke developed index fire testing.

² Calculated door section R-value is in accordance with DASMA TDS-163.

^A Based on independent laboratory test results.

^{*} True White Bead Board only.

^{**} All other panels and colors except True White Bead Board

[†] True White Short Panel only.

[‡] All other panels and colors except True White Short Panel

³ Classica Collection odd heights not available.

⁴ It is your responsibility to make sure your garage door meets local building codes.

⁵ For complete warranty details, visit amar.com or contact your local Amarr dealer.

NOTE: Optional door locks and various heights and widths are available thru your local garage door dealer.



GARAGE DOORS

Our Philosophy. Since 1951, we have successfully raised the standards of quality, value, and dependability in our industry. Today, with the same promise of individual attention and great value for all our customers, we remain committed to offering products and services that raise those standards even higher.

Visit amarr.com for additional products distributed by Amarr, such as custom wood carriage house doors, specialty doors, garage flooring, accessories, and a full line of commercial sectional, rolling sheet, and rolling steel doors.

Your Local Amarr Dealer:

165 Carriage Court
Winston-Salem, NC 27105
800.503.DOOR
www.amarr.com

Amarr steel and aluminum doors are Made in the USA.

Amarr, Classica, Stratford and Oak Summit are registered trademarks of Amarr Company, North Carolina, U.S.A.

Amarr reserves the right to change specifications and designs without notice and without incurring obligations.

Amarr Company's products may be the subject of one or more U.S. and/or foreign, issued and/or pending, design and/or utility patents.

©2013 Amarr Garage Doors
Printed in the U.S.A. Form #6451013/50M/HA



MADE IN USA



RECYCLED
STEEL